



**Retirement Plan A Meeting Agenda
Thursday, June 19, 2025, 10:00 AM
Administration Building
300 Henry Ward Way, The Station
Chairman or Vice Chairman Presides**

REPORTS

- May 2025 FLASH Report Jeff Swanson

UPDATES

- 2025 Special Election Calendar LaDana Bruce

EXECUTIVE SESSION

REGULAR BUSINESS

- New Benefits Report LaDana Bruce
- Distributions Report LaDana Bruce
- Minutes for May 13, 2025 LaDana Bruce
- Minutes for May 13, 2025 - Executive Session LaDana Bruce

ADJOURNMENT

Final:



CITY OF GAINESVILLE

Retirement Plan A Agenda Request

Item Created: June 9, 2025
Date Submitted: June 9, 2025
Final Approval Date: June 9, 2025
Presenter: Jeff Swanson
Item of Business: May 2025 FLASH Report
Meeting Date: June 19, 2025

Purpose of Request:

To present the May 2025 FLASH Report to the Board.

Facts & Issues / History & Background:

Department Recommendation:

Department Director:

Janeann Allison

If funding is involved, are funds approved within the current budget? No

Amount Requested:

Sources of Funds:

Finance Comments:

Administrative Comments:

Attachments:

1. GV Monthly Flash Report 5.25



CITY OF GAINESVILLE EMPLOYEES' RETIREMENT SYSTEM PLAN A



MONTHLY FLASH REPORT

As of May 31, 2025

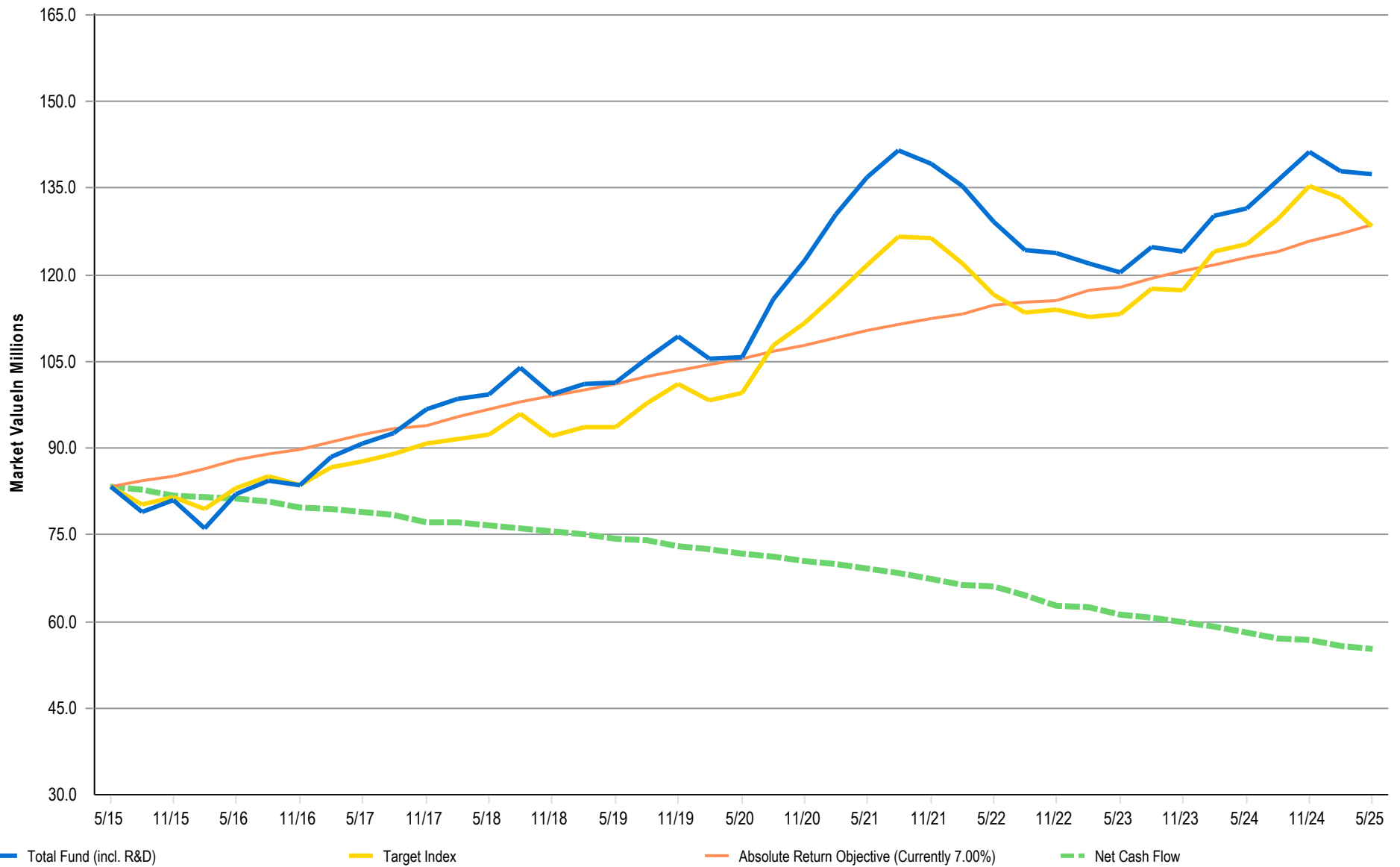
Jeffrey Swanson
jeff@seadvisory.com

Kit Connick
kit@seadvisory.com

Ademir Zeco
ademir@seadvisory.com

Summer Adams
summer@seadvisory.com





Summary ending May 31, 2025

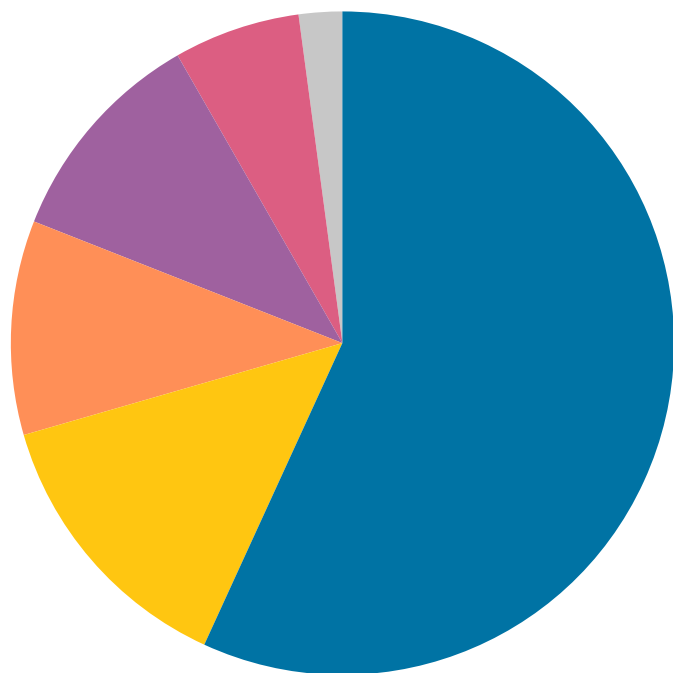
	Beginning Market Value	Net Cash Flow	Gain/Loss	Ending Market Value	%Return
10 Years	\$83,205,110	-\$27,907,775	\$82,128,439	\$137,425,774	7.8

The current Policy Index composition is: 1Russell 1000 Index: 40.00%, Russell 2500 Index: 15.00%, CPI + 3%: 20.00%, NCREIF Property: 10.00%, Blmbg. U.S. Intermediate Aggregate: 15.00%

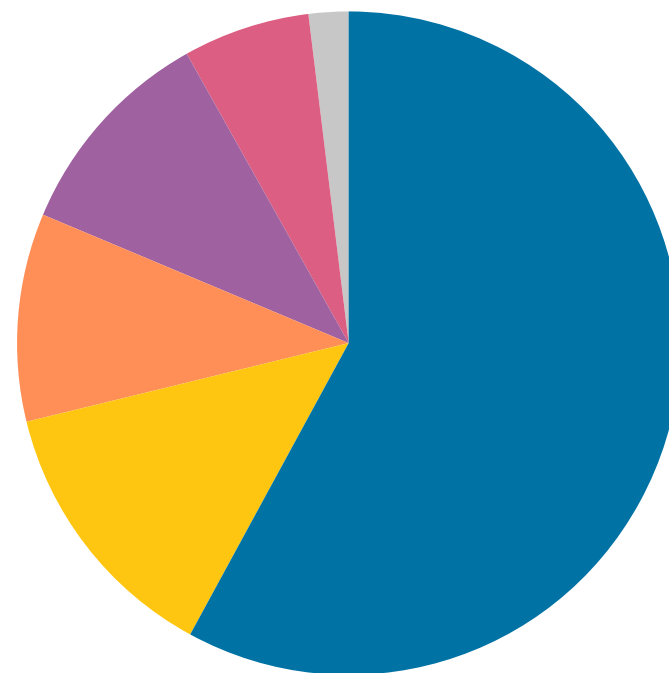
Asset Allocation By Asset Class

April 30, 2025 : \$133,475,564

May 31, 2025 : \$137,425,774



Segments	Market Value	Allocation (%)
U.S. Equity	75,867,815	56.8
U.S. Fixed Income	18,281,547	13.7
Real Estate	13,937,776	10.4
Absolute Return	14,336,584	10.7
Private Equity	8,223,360	6.2
Cash Equivalent	2,828,483	2.1



Segments	Market Value	Allocation (%)
U.S. Equity	79,615,544	57.9
U.S. Fixed Income	18,217,324	13.3
Real Estate	13,936,788	10.1
Absolute Return	14,496,260	10.5
Private Equity	8,485,835	6.2
Cash Equivalent	2,674,024	1.9

Financial Reconciliation

1 Month Ending May 31, 2025

	Market Value 05/01/2025	Contributions	Distributions	Gain/Loss	Market Value 05/31/2025
T Rowe Price All Cap Opportunities	19,426,319	-	-	1,090,407	20,516,726
Blackrock Equity Dividend	20,403,423	-	-	804,702	21,208,124
Vanguard 500 Index	17,116,839	-	-	1,076,876	18,193,715
Eaton Vance AC SMID	10,547,335	-	-	310,931	10,858,267
Vanguard Small Cap	8,373,899	-	-	464,812	8,838,711
Total Domestic Equity	75,867,815	-	-	3,747,729	79,615,544
JP Morgan Special Situation Property	5,461,045	-	-	-33,045	5,428,001
JP Morgan Strategic Property	5,482,473	-	-	32,056	5,514,529
Cohen & Steers Real Estate Opportunities I	2,994,258	-	-	-	2,994,258
Total Real Estate	13,937,776	-	-	-989	13,936,788
Columbia Adaptive Risk Allocation	5,645,157	-	-	117,607	5,762,764
Blackrock Systematic Multi Strat	6,252,161	-	-	6,006	6,258,167
Cohen & Steers Global Infrastructure	2,439,266	-	-	36,063	2,475,329
Total Absolute Return	14,336,584	-	-	159,676	14,496,260
Capital Dynamics Mid Market Direct V	2,716,222	-	-130,000	-	2,586,222
Capital Dynamics Global Secondaries VI	1,058,033	60,000	-	-	1,118,033
Constitution Ironsides VI	4,449,105	392,216	-70,751	11,011	4,781,580
Total Private Equity	8,223,360	452,216	-200,751	11,011	8,485,835
PIMCO Income	9,193,369	-	-	4,308	9,197,677
PIMCO Investment Grade Credit	3,387,558	-	-	-12,375	3,375,184
PIMCO Total Return	5,700,620	-	-	-56,157	5,644,463
Total Fixed Income	18,281,547	-	-	-64,223	18,217,324
Total Fund (ex. R&D)	130,647,082	452,216	-200,751	3,853,204	134,751,750
Receipts & Disbursements	2,828,483	1,307,994	-1,471,208	8,756	2,674,024
Total Fund (incl. R&D)	133,475,564	1,760,210	-1,671,960	3,861,960	137,425,774

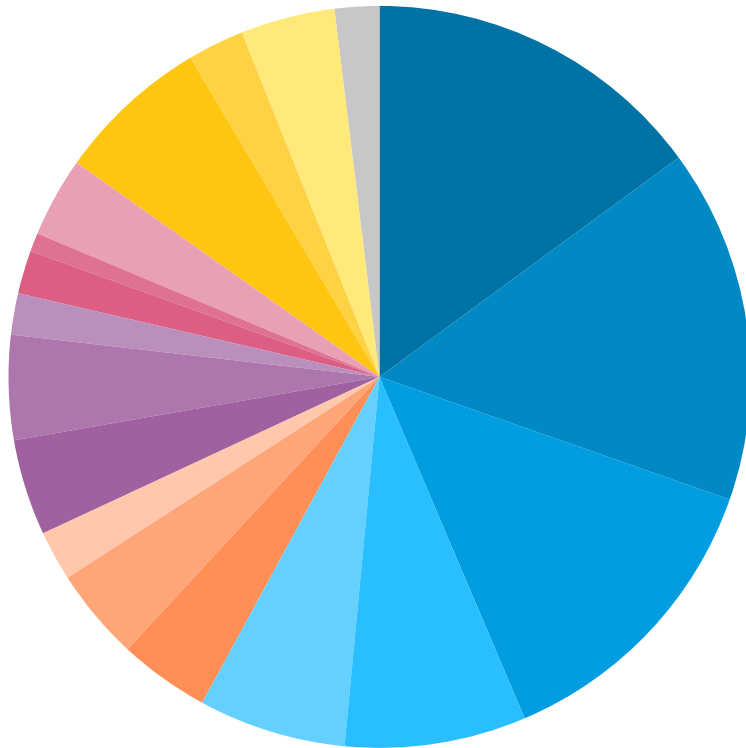
Financial Reconciliation

July 1, 2024 To May 31, 2025

	Market Value 07/01/2024	Contributions	Distributions	Gain/Loss	Market Value 05/31/2025
T Rowe Price All Cap Opportunities	14,668,438	5,000,000	-	848,288	20,516,726
Blackrock Equity Dividend	19,498,234	-	-	1,709,890	21,208,124
Vanguard 500 Index	7,270,487	10,000,000	-	923,228	18,193,715
AMG Yacktman Fund	14,999,893	-	-15,430,583	430,690	-
Eaton Vance AC SMID	10,524,198	-	-	334,069	10,858,267
Vanguard Small Cap	8,363,701	-	-	475,010	8,838,711
Total Domestic Equity	75,324,952	15,000,000	-15,430,583	4,721,174	79,615,544
JP Morgan Special Situation Property	5,669,431	-	-236,978	-4,453	5,428,001
JP Morgan Strategic Property	6,368,759	-	-1,116,225	261,995	5,514,529
Cohen & Steers Real Estate Opportunities I	2,201,859	1,442,439	-916,762	266,722	2,994,258
Total Real Estate	14,240,049	1,442,439	-2,269,965	524,264	13,936,788
Columbia Adaptive Risk Allocation	5,435,428	-	-	327,336	5,762,764
Blackrock Systematic Multi Strat	5,880,429	-	-	377,737	6,258,167
Cohen & Steers Global Infrastructure	2,145,131	-	-	330,198	2,475,329
Total Absolute Return	13,460,989	-	-	1,035,271	14,496,260
Capital Dynamics Mid Market Direct V	2,661,945	-	-257,592	181,869	2,586,222
Capital Dynamics Global Secondaries VI	616,827	450,000	-26,464	77,670	1,118,033
Constitution Ironsides VI	3,761,427	1,141,097	-492,037	371,093	4,781,580
Total Private Equity	7,040,199	1,591,097	-776,093	630,632	8,485,835
PIMCO Income	10,450,605	-	-2,000,000	747,072	9,197,677
PIMCO Investment Grade Credit	3,197,347	-	-	177,837	3,375,184
PIMCO Total Return	5,378,964	-	-	265,499	5,644,463
Total Fixed Income	19,026,916	-	-2,000,000	1,190,408	18,217,324
Total Fund (ex. R&D)	129,093,105	18,033,536	-20,476,641	8,101,749	134,751,750
Receipts & Disbursements	2,754,568	23,493,728	-23,641,532	67,261	2,674,024
Total Fund (incl. R&D)	131,847,673	41,527,264	-44,118,173	8,169,010	137,425,774

Asset Allocation By Manager

May 31, 2025 : \$137,425,774



	Market Value	Allocation (%)
T Rowe Price All Cap Opportunities	\$20,516,726	14.9
Blackrock Equity Dividend	\$21,208,124	15.4
Vanguard 500 Index	\$18,193,715	13.2
Eaton Vance AC SMID	\$10,858,267	7.9
Vanguard Small Cap	\$8,838,711	6.4
JP Morgan Special Situation Property	\$5,428,001	3.9
JP Morgan Strategic Property	\$5,514,529	4.0
Cohen & Steers Real Estate Opportunities I	\$2,994,258	2.2
Columbia Adaptive Risk Allocation	\$5,762,764	4.2
Blackrock Systematic Multi Strat	\$6,258,167	4.6
Cohen & Steers Global Infrastructure	\$2,475,329	1.8
Capital Dynamics Mid Market Direct V	\$2,586,222	1.9
Capital Dynamics Global Secondaries VI	\$1,118,033	0.8
Constitution Ironsides VI	\$4,781,580	3.5
PIMCO Income	\$9,197,677	6.7
PIMCO Investment Grade Credit	\$3,375,184	2.5
PIMCO Total Return	\$5,644,463	4.1
Receipts & Disbursements	\$2,674,024	1.9

	Allocation		Performance (%)							
	Market Value	%	1 Month	FYTD	FY 2024	FY 2023	FY 2022	FY 2021	FY 2020	FY 2019
Total Fund (incl. R&D) - Gross	\$137,425,774	100.0	2.89	6.22	8.96	5.37	-9.81	31.40	4.73	8.32
Total Fund (incl. R&D) - Net			2.87	6.05	8.73	5.03	-9.90	31.27	4.62	8.26
Target Index ¹			N/A	N/A	11.35	9.57	-8.01	25.62	6.23	7.98
Absolute Return Objective (Currently 7.00%)			0.57	6.40	7.00	7.00	7.00	7.00	7.00	7.10
Total Domestic Equity	\$79,615,544	57.9	4.94	6.35	17.16	13.00	-16.04	44.72	5.61	9.79
Russell 3000 Index			6.34	9.72	23.12	18.95	-13.87	44.16	6.53	8.98
T Rowe Price All Cap Opportunities	\$20,516,726	14.9	5.61	6.77	29.73	21.02	-18.99	46.27	24.64	11.91
Russell 1000 Growth Index			8.85	10.19	33.48	27.11	-18.77	42.50	23.28	11.56
Blackrock Equity Dividend	\$21,208,124	15.4	3.94	8.77	13.12	11.97	-5.47	40.23	-4.66	7.56
Russell 1000 Value Index			3.51	9.94	13.06	11.54	-6.82	43.68	-8.84	8.46
Vanguard 500 Index	\$18,193,715	13.2	6.29	9.19	24.51	19.54	-10.66	40.76	7.47	10.38
S&P 500 Index			6.29	9.59	24.56	19.59	-10.62	40.79	7.51	10.42
Eaton Vance AC SMID	\$10,858,267	7.9	2.95	3.17	15.45	13.93	-9.82	43.00	-5.97	13.87
Russell 2000 Growth Index			6.42	3.63	9.14	18.53	-33.43	51.36	3.48	-0.49
Vanguard Small Cap	\$8,838,711	6.4	5.55	5.68	11.50	14.92	-20.49	56.62	-6.44	2.26
CRSP U.S. Small Cap TR Index			5.55	5.67	11.45	14.78	-20.75	56.47	-5.65	2.29
Total Real Estate	\$13,936,788	10.1	-0.01	3.87	-18.29	-14.39	28.45	7.83	3.08	5.96
NCREIF ODCE			0.00	2.49	-9.25	-9.97	29.51	8.02	2.22	6.41
JP Morgan Special Situation Property	\$5,428,001	3.9	-0.61	-0.09	-24.03	-17.31	28.85	9.86	4.80	7.60
NCREIF ODCE			0.00	2.49	-9.25	-9.97	29.51	8.02	2.22	6.41
JP Morgan Strategic Property	\$5,514,529	4.0	0.58	4.53	-14.07	-10.42	28.68	6.84	2.26	5.35
NCREIF ODCE			0.00	2.49	-9.25	-9.97	29.51	8.02	2.22	6.41
Cohen & Steers Real Estate Opportunities I	\$2,994,258	2.2								

The current Policy Index composition is: ¹Russell 1000 Index: 40.00%, Russell 2500 Index: 15.00%, CPI + 3%: 20.00%, NCREIF Property: 10.00%, Blmbg. U.S. Intermediate Aggregate: 15.00%

	Allocation		Performance (%)							
	Market Value	%	1 Month	FYTD	FY 2024	FY 2023	FY 2022	FY 2021	FY 2020	FY 2019
Total Absolute Return	\$14,496,260	10.5	1.11	7.69	9.46	0.21	-4.17	N/A	N/A	N/A
CPI + 3%			N/A	N/A	6.05	6.05	12.31	8.54	3.66	4.69
Columbia Adaptive Risk Allocation	\$5,762,764	4.2	2.08	6.02	9.79	0.01	-8.24	N/A	N/A	N/A
CPI + 3%			N/A	N/A	6.05	6.05	12.31	8.54	3.66	4.69
Blackrock Systematic Multi Strat	\$6,258,167	4.6	0.10	6.42	10.35	0.41	-1.53	N/A	N/A	N/A
CPI + 3%			N/A	N/A	6.05	6.05	12.31	8.54	3.66	4.69
Cohen & Steers Global Infrastructure	\$2,475,329	1.8	1.48	15.39	5.55	0.13	N/A	N/A	N/A	N/A
CPI + 3%			N/A	N/A	6.05	6.05	12.31	8.54	3.66	4.69
Total Private Equity	\$8,485,835	6.2	0.13	8.28	15.73	35.43	N/A	N/A	N/A	N/A
Capital Dynamics Mid Market Direct V	\$2,586,222	1.9								
Capital Dynamics Global Secondaries VI	\$1,118,033	0.8								
Constitution Ironsides VI	\$4,781,580	3.5								
Total Fixed Income	\$18,217,324	13.3	-0.35	6.24	5.96	3.13	-11.12	10.53	2.93	7.31
Blmbg. U.S. Aggregate Index			-0.72	4.47	2.63	-0.94	-10.29	-0.34	8.74	7.87
PIMCO Income	\$9,197,677	6.7	0.05	7.23	7.14	5.36	-8.18	9.68	0.67	6.87
Blmbg. U.S. Aggregate Index			-0.72	4.47	2.63	-0.94	-10.29	-0.34	8.74	7.87
PIMCO Investment Grade Credit	\$3,375,184	2.5	-0.37	5.56	5.03	3.34	-15.00	4.25	6.58	10.72
Blmbg. U.S. Credit Index			-0.07	4.91	4.42	1.39	-13.64	2.99	9.07	10.34
PIMCO Total Return	\$5,644,463	4.1	-0.99	4.94	4.27	-0.94	-10.88	1.51	8.45	7.57
Blmbg. U.S. Aggregate Index			-0.72	4.47	2.63	-0.94	-10.29	-0.34	8.74	7.87
Total Cash & Equivalents	\$2,674,024	1.9	0.31	3.31	4.19	3.08	0.06	0.01	0.51	1.12
90 Day U.S. Treasury Bill			0.36	4.34	5.40	3.59	0.17	0.09	1.63	2.31
Receipts & Disbursements	\$2,674,024	1.9	0.31	3.31	4.21	3.32	0.07	0.01	0.58	1.11
90 Day U.S. Treasury Bill			0.36	4.34	5.40	3.59	0.17	0.09	1.63	2.31

Investment Name	Vintage Year	Committed Capital	Paid In Capital (PIC)	Capital to be Funded	Cumulative Distributions	Valuation	% of TPA	Investment Multiple	Net IRR
Total CEF Real Estate		\$5,000,000	\$4,525,150	\$1,506,647	\$1,121,277	\$2,994,258	2.18%	0.91	
Cohen & Steers RE Opportunity I	2022	\$5,000,000	\$4,525,150	\$1,506,647	\$1,121,277	\$2,994,258	2.18%	0.91	N/M
Total Private Equity		\$9,000,000	\$7,435,469	\$2,368,076	\$1,194,578	\$8,485,835	6.17%		
Constitution Ironsides VI	2022	\$5,000,000	\$4,545,469	\$962,927	\$674,882	\$4,781,580	3.48%	1.20	12.0%
Capital Dynamics Mid Market Direct V	2022	\$2,000,000	\$2,000,000	\$295,149	\$519,696	\$2,586,222	1.88%	1.55	20.1%
Capital Dynamics Glb Secondaries VI	2022	\$2,000,000	\$890,000	\$1,110,000	\$0	\$1,118,033	0.81%	1.26	20.8%
Total: Gainesville		\$14,000,000	\$11,960,619	\$3,874,723	\$2,315,855	\$11,480,093	8.35%	1.15	N/A

Market Value (ALT MV/TPA)	8.35%
Committed Capital of Total Plan Assets	10.19%

TPA: Total Plan Assets. Investment Multiple (TVPI): Total Value (Distributions + Net Asset Value) divided by Paid-In capital. This measures the total gain. A TVPI ratio of 1.30x means the investment has created a total gain of 30 cents for every dollar contributed. The IRRs shown in this exhibit are Net of Fees and calculated by the investment manager. IRRs listed less than one year are not annualized. "Cumulative Distributions" shown in this table do not include fees, notional interest, etc. and may not match those distributions reflected on the Financial Reconciliation pages of this report.

Fee Schedule

As of May 31, 2025

	Estimated Annual Fee (%)	Estimated Annual Fee	Market Value As of 05/31/2025	Fee Schedule	Fee Notes
T Rowe Price All Cap Opportunities	0.790	\$162,082	\$20,516,726	0.790 % of Assets	
Blackrock Equity Dividend	0.720	\$152,699	\$21,208,124	0.720 % of Assets	
Vanguard 500 Index	0.040	\$7,277	\$18,193,715	0.040 % of Assets	
Eaton Vance AC SMID	0.890	\$96,639	\$10,858,267	0.890 % of Assets	
Vanguard Small Cap	0.040	\$3,535	\$8,838,711	0.040 % of Assets	
Total Domestic Equity	0.530	\$422,232	\$79,615,544		
JP Morgan Special Situation Property	1.600	\$86,848	\$5,428,001	1.600 % of Assets	Sched 1: Base fee of 1.25%+ 0.625% fee on share of debt+0.15% fee on the cash alloc >5% of total NAV. Sched 2: 1.60% of NAV.(Maximum fee) Clients are charged the lower of Sched 1 or Sched 2.
JP Morgan Strategic Property	1.000	\$55,145	\$5,514,529	1.000 % of Assets	
Cohen & Steers Real Estate Opportunities I	1.250	\$37,428	\$2,994,258	1.250 % of Assets	12.5% above 8% prfd return
Total Real Estate	1.287	\$179,422	\$13,936,788		
Columbia Adaptive Risk Allocation	0.810	\$46,678	\$5,762,764	0.810 % of Assets	
Blackrock Systematic Multi Strat	0.930	\$58,201	\$6,258,167	0.930 % of Assets	
Cohen & Steers Global Infrastructure	0.950	\$23,516	\$2,475,329	0.950 % of Assets	
Total Absolute Return	0.886	\$128,395	\$14,496,260		
Capital Dynamics Mid Market Direct V	1.000	\$25,862	\$2,586,222	1.000 % of Assets	10% above 8% prfd return
Capital Dynamics Global Secondaries VI	1.040	\$11,628	\$1,118,033	1.040 % of Assets	10% above 8% prfd return
Constitution Ironsides VI	0.500	\$23,908	\$4,781,580	0.500 % of Assets	10% above 8% prfd return
Total Private Equity	0.724	\$61,398	\$8,485,835		
PIMCO Income	0.500	\$45,988	\$9,197,677	0.500 % of Assets	
PIMCO Investment Grade Credit	0.500	\$16,876	\$3,375,184	0.500 % of Assets	
PIMCO Total Return	0.460	\$25,965	\$5,644,463	0.460 % of Assets	
Total Fixed Income	0.488	\$88,829	\$18,217,324		
Receipts & Disbursements	0.000	-	\$2,674,024	0.000 % of Assets	
Total Cash & Equivalents	0.000	-	\$2,674,024		
Total Fund (incl. R&D)	0.641	\$880,275	\$137,425,774		

Manager	Status	Effective Date
T Rowe Price All Cap Opp Fund	Good Standing	
Blackrock Equity Dividend	Good Standing	
Vanguard 500 Index	Good Standing	
Eaton Vance AC SMID	Good Standing	
Vanguard Small Cap	Good Standing	
C&S Real Estate Opportunities I	Good Standing	
Columbia Adaptive Risk Allocation	Good Standing	
Blackrock Systematic Multi Strat	Good Standing	
Cohen & Steers Global Infrastructure	Good Standing	
Capital Dynamics Mid Market Direct V	Good Standing	
Capital Dynamics Global Secondaries VI	Good Standing	
Constitution Ironsides VI	Good Standing	
PIMCO Income	Good Standing	
PIMCO Investment Grade Corp	Good Standing	
PIMCO Total Return	Good Standing	
JPM Strategic Property	Full Redemption Request	1Q24
JPM Special Situation Property	Full Redemption Request	1Q24

- This report was prepared using market index and universe data provided by Investment Metrics PARis, as well as information provided by and received from the client, custodian, and investment managers. Southeastern Advisory Services does not warrant the accuracy of data provided to us by others, although we do take reasonable care to obtain and utilize only reliable information.
- Gross / Net Return Calculations - Southeastern Advisory Services tracks asset management fees and shows an estimate of gross -v- net performance at the total plan level. We also track the management fees of each manager within the plan structure. Consistent with industry standards, our reporting will show individual asset manager performance gross of management fees. In specific cases and on client request, we will break out the net-of-fee performance of individual managers.
- Illiquid and alternative strategies often have delayed reporting, with statements and corresponding valuations lagging by a quarter or more. Clients whose fees are based on a fixed percentage of assets recognize that these valuations may lag and that our fees are based on currently available information.
- Southeastern Advisory Services is a Registered Investment Advisor. We are a completely independent advisor and have taken great care to eliminate any real or even perceived conflicts of interest. We receive fees only from our clients.
- While we are always optimistic, we never guarantee investment results.

Page Intentionally Left Blank

Page Intentionally Left Blank

Page Intentionally Left Blank



SOUTHEASTERN ADVISORY SERVICES, INC.

Registered Investment Advisor

190 Ottley Drive NE Ste B2A Atlanta GA 30324
seadvisory.com / (404) 237-3156



CITY OF GAINESVILLE

Retirement Plan A Agenda Request

Item Created: June 6, 2025
Date Submitted: June 6, 2025
Final Approval Date: June 9, 2025
Presenter: LaDana Bruce, Retirement Manager
Item of Business: 2025 Special Election Calendar
Meeting Date: June 19, 2025

Purpose of Request:

To review and approve the special election calendar.

Facts & Issues / History & Background:

Department Recommendation:

Approve the calendar as presented.

Department Director:

Janeann Allison

If funding is involved, are funds approved within the current budget? No

Amount Requested:

Sources of Funds:

Finance Comments:

Administrative Comments:

Attachments:

1. RPA Election Schedule-Calendar 2025

Retirement Plan A 2025 Special Election Calendar

This election period will address the following positions:

Retiree Representative-Vacant

TASK	IMPORTANT DATES
First day for nominations	6/17/2025
Last day for nominations	6/23/2025
Qualified Candidates Posted	6/26/2025
Absentee Voting Period	6/30/2025-7/11/2025
Advance Voting The Station at Gainesville Administration Building 1:30-3:30 p.m.	7/15/2025
Election The Station at Gainesville Administration Building 11:00 a.m. -3:30 p.m.	7/24/2025

Dates to conduct a Run-off Election will be provided if applicable.

Nominations may be submitted by qualified retirees who retired from the Plan as of June 17, 2025. Qualified participants entering Retirement Plan A on or after the first day of Absentee Voting will not be eligible to vote. Proper identification must be shown during Advance and Election Day voting. Qualified participants submitting Absentee Ballots must sign the Electors Oath issued with the ballot.

Questions regarding the election process should be submitted to LaDana Bruce, Retirement Manager, via email to lbruce@gainesvillega.gov or Extension 4940.

Posted:

cc: Administrators – Police and Fire Departments, Department of Water Resources
 Official Bulletin Board
 Departmental Bulletin Board
Gainesville.org/retirees



CITY OF GAINESVILLE

Retirement Plan A Agenda Request

Item Created: June 6, 2025
Date Submitted: June 6, 2025
Final Approval Date: June 9, 2025
Presenter: LaDana Bruce, Retirement Manager
Item of Business: New Benefits Report
Meeting Date: June 19, 2025

Purpose of Request:

To present the New Benefits report with statistics from 5/2025.

Facts & Issues / History & Background:

Department Recommendation:

Approve the report as presented.

Department Director:

Janeann Allison

If funding is involved, are funds approved within the current budget? No

Amount Requested:

Sources of Funds:

Finance Comments:

Administrative Comments:

Attachments:

1. New Benefits Report 06102025 OM

**RETIREMENT PLAN A
NEW BENEFITS PAYMENT REPORT
May 2025**

RETIREE BENEFICIARY	DEPARTMENT	EFFECTIVE DATE	BENEFIT INFORMATION				SERVICE	
			TYPE	MONTHLY AMOUNT	START DATE	SPOUSAL OPTION	Years of Service	TOTAL - CREDITED (Includes Conv Sick)
1 Jordan, Denise	CMO	4/25/2025	Normal		5/1/2025	50%	34.68	34.7

Monthly Total [REDACTED]

SPECIAL REPORTS

RETIREE/ BENEFICIARY	DEPARTMENT	EFFECTIVE DATE	BENEFIT INFORMATION			SPOUSAL OPTION
			TYPE	Amount	Updated Amount	

Nothing to report

Monthly Total \$0.00



CITY OF GAINESVILLE

Retirement Plan A Agenda Request

Item Created: June 6, 2025
Date Submitted: June 6, 2025
Final Approval Date: June 9, 2025
Presenter: LaDana Bruce, Retirement Manager
Item of Business: Distributions Report
Meeting Date: June 19, 2025

Purpose of Request:

To present the Distributions report with statistics from 5/2025.

Facts & Issues / History & Background:

Department Recommendation:

To approve the report as presented.

Department Director:

Janeann Allison

If funding is involved, are funds approved within the current budget? No

Amount Requested:

Sources of Funds:

Finance Comments:

Administrative Comments:

Attachments:

1. Distribution Report 06102025 OM

**RETIREMENT PLAN A
DISBURSEMENT OF CONTRIBUTIONS
May 2025**

EMPLOYEE NAME	DEPARTMENT	DATE OF HIRE	TERMINATION DATE	DISTRIBUTION INFORMATION				
				DATE PROCESSED	CONT AMT	VESTED	DEATH BENEFIT	LUMP SUM/ ROLLOVER
1 Ebert, Thomas B.	DWR	7/27/2009	4/14/2025	5/20/2025		Yes	See Special Report	Rollover
2 Jefferson, Preston	DWR	9/19/2011	4/23/2025	5/22/2025		Yes	N/A	Terminated Vested
3 Findley, Bjorn	DWR	03/6/2023	3/13/2025	5/22/2025		No	No	Lump Sum

Total \$81,041.36

* not included in total

SPECIAL REPORTS								
RETIREE/ BENEFICIARY	DEPARTMENT	EFFECTIVE DATE	BENEFIT INFORMATION				SERVICE	
			TYPE	Amount	PROCESSED	SPOUSAL OPTION	TOTAL	CREDITED
1 Ebert, Thomas R.			Rollover		5/20/2025	N/A		



CITY OF GAINESVILLE

Retirement Plan A Agenda Request

Item Created: June 6, 2025
Date Submitted: June 6, 2025
Final Approval Date: June 9, 2025
Presenter: LaDana Bruce, Retirement Manager
Item of Business: Minutes for May 13, 2025
Meeting Date: June 19, 2025

Purpose of Request:
To present the minutes for the 5/13/2025 RPA Board Meeting.

Facts & Issues / History & Background:

Department Recommendation:
Approve the minutes as presented.

Department Director:
Janeann Allison

If funding is involved, are funds approved within the current budget? No

Amount Requested: Sources of Funds:

Finance Comments:

Administrative Comments:

Attachments:
1. RPA Minutes 05132025

BOARD MEMBERS PRESENT: Kristen Watson, Melissa Biggers, Carol Martin, Alisa Grayson, Jason Justice, Corey Jones, Jordan Green
EX-OFFICIO MEMBERS ABSENT: Janeann Allison, Bryan Lackey, Jeremy Perry
OTHERS PRESENT: LaDana Bruce, Ademir Zeco via Zoom

Chairman Jason Justice served as the presiding officer and called the meeting to order at 10:02 A.M.

REPORTS:

SEAS Quarterly Report

Via Zoom, Ademir Zeco of SEAS presented the Quarterly Report. Board Member Kristen Watson inquired whether SEAS could notify the Board in advance of any required cash raises to allow for timely Board action during regular meetings. Mr. Zeco responded that this would be feasible, provided the Board offers clear direction regarding the desired maintenance funding levels. Mr. Zeco exited after the presentation and Zoom call ended.

UPDATES:

Board Updates

Chairman Jason Justice welcomed new City Clerk Alisa Grayson who was sworn in by City Manager Bryan Lackey and Assistant City Manager Angela Shephard the week prior.

Board Member Carol Martin announced that this would be her last meeting serving as the Retiree Representative due to other personal obligations. A special election will take place to fill this space.

RPA Inquiry Response Letter

Secretary LaDana Bruce provided an update on behalf of Ex-Officio Board Member Janeann Allison. On June 18, 2024, David Williams addressed the Board, requesting admittance to Plan A Original. He cited approximately 2.5 years of prior service under Plan A before transitioning to a Plan B position for 2 years, and then to another Plan A role, which placed him under Plan A General. *(See RPA Board Minutes from June 18, 2024, for full details.)*

Additionally, Troy Grizzle, Billy Carter, Jeff Henke, Kevin Towe, and Eddie Moreno, all of whom began their employment in Plan B positions, petitioned the Board to have their years of service counted under Plan A Original, presenting various reasons documented in the June 18, 2024, RPA Board Minutes.

Following a thorough review of the retirement plan provisions, Human Resources records, and consultation with plan attorney Ed Emmerson, the Board concluded that preserving the integrity of the plan was paramount for the benefit of all past and present staff. As a result, the Board determined it could not make exceptions that would compromise the established policies.

On May 1, 2025, Ex-Officio Board Member Janeann Allison distributed letters—written by Board Member Kristen Watson and approved and signed by the Board—to all individuals involved. These letters explained the decision and included supporting documentation.

This matter is considered closed at this time.

EXECUTIVE SESSION:

Motion to close the meeting to enter an Executive Session to discuss personnel matters at 10:23 A.M.

Motion made by Board Member Kristen Watson

Motion seconded by Board Member Corey Jones

Votes favoring the motion: Watson, Biggers, Grayson, Martin, Green, Justice, Jones

BOARD MEMBERS PRESENT: Kristen Watson, Melissa Biggers, Carol Martin, Alisa Grayson, Jason Justice, Corey Jones, Jordan Green

EX-OFFICIO MEMBERS ABSENT: Janeann Allison, Bryan Lackey, Jeremy Perry

OTHERS PRESENT: LaDana Bruce

Motion to close the Executive Session and to continue the meeting at 10:24 A.M.

Motion made by Board Member Melissa Biggers

Motion seconded by Board Member Kristen Watson

Votes favoring the motion: Martin, Watson, Biggers, Green, Grayson, Justice, Jones

REGULAR BUSINESS

Minutes for April 8, 2025

Motion to approve minutes as presented.

Motion made by Board Member Carol Martin

Motion seconded by Board Member Kristen Watson

Votes favoring the motion: Martin, Watson, Biggers, Green, Grayson, Justice, Jones

Executive Session Minutes for April 8, 2025

Motion to approve minutes as presented.

Motion made by Board Member Melissa Biggers

Motion seconded by Board Member Carol Martin

Votes favoring the motion: Biggers, Green, Grayson, Jones, Justice Martin, Watson

Distribution Report

Secretary LaDana Bruce presented the Distribution Report for April 2025 totaling \$39,403.69.

Motion made by Board Member Corey Jones

Motion seconded by Board Member Kristen Watson

Votes favoring the motion: Biggers, Green, Grayson, Martin, Watson, Jones, Justice

ADJOURNMENT: 10:35 A.M.

/lb

Jason Justice, Chairman

LaDana Bruce, Secretary to the Board



CITY OF GAINESVILLE

Retirement Plan A Agenda Request

Item Created: June 6, 2025
Date Submitted: June 6, 2025
Final Approval Date: June 9, 2025
Presenter: LaDana Bruce, Retirement Manager
Item of Business: Minutes for May 13, 2025 - Executive Session
Meeting Date: June 19, 2025

Purpose of Request:
To present the executive session minutes for 5/13/2025.

Facts & Issues / History & Background:

Department Recommendation:
Approve the minutes as presented.

Department Director:
Janeann Allison

If funding is involved, are funds approved within the current budget? No

Amount Requested: Sources of Funds:

Finance Comments:

Administrative Comments:

Attachments:
1. RPA ES Minutes 05132025

BOARD MEMBERS PRESENT: Carol Martin, Kristen Watson, Melissa Biggers, Jordan Green, Alisa Grayson, Corey Jones, Jason Justice
EX-OFFICIO MEMBERS ABSENT: Janeann Allison, Bryan Lackey, Jeremy Perry
OTHERS PRESENT: LaDana Bruce

EXECUTIVE SESSION:

Motion to close the meeting to enter an Executive Session to discuss personnel matters at 10:23 A.M.

Motion made by Board Member Kristen Watson
Motion seconded by Board Member Corey Jones
Votes favoring the motion: Watson, Biggers, Grayson, Martin, Green, Justice, Jones

BOARD MEMBERS PRESENT: Kristen Watson, Melissa Biggers, Carol Martin, Alisa Grayson, Jason Justice, Corey Jones, Jordan Green
EX-OFFICIO MEMBERS ABSENT: Janeann Allison, Bryan Lackey, Jeremy Perry
OTHERS PRESENT: LaDana Bruce

REPORTS:

Distribution Report

Secretary LaDana Bruce presented the Distribution Report for April 2025 totaling \$39,403.69.

Motion made by Board Member Corey Jones
Motion seconded by Board Member Kristen Watson
Votes favoring the motion: Biggers, Green, Grayson, Martin, Watson, Jones, Justice

Motion to close the Executive Session and to continue the meeting at 10:24 A.M.

Motion made by Board Member Melissa Biggers
Motion seconded by Board Member Kristen Watson
Votes favoring the motion: Martin, Watson, Biggers, Green, Grayson, Justice, Jones

ADJOURNMENT: 10:24 A.M.

/lb

Jason Justice, Chairman

LaDana Bruce, Secretary to the Board